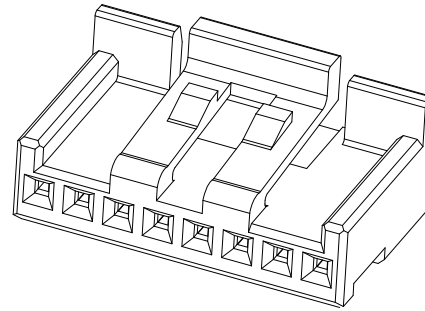
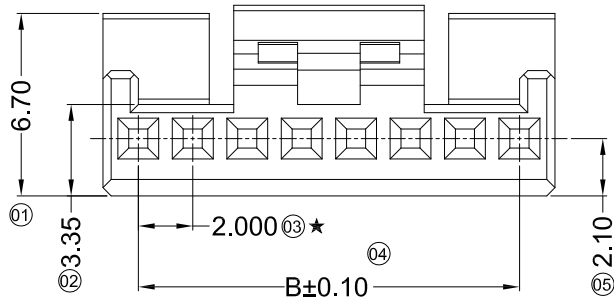


RoHS



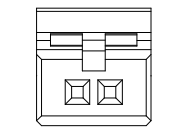
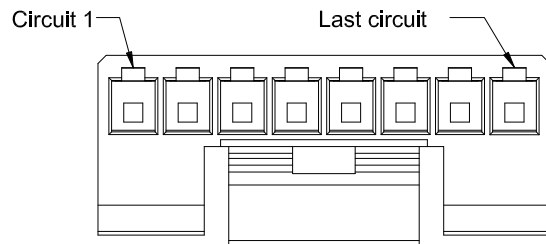
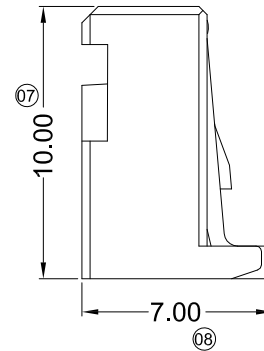
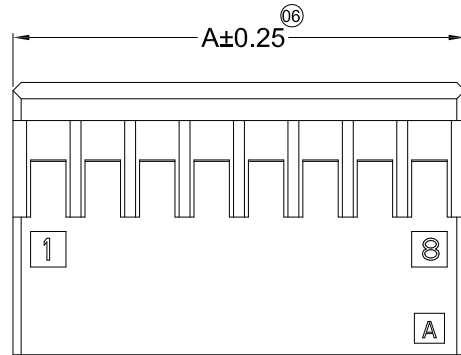
Specifications :

- Voltage rating: 250V AC / DC
- Current rating: 3A AC / DC
- Withstanding voltage: 650V AC/minute
- Temperature range: -40° ~+105°
- Insulation resistance: $\geq 100M\Omega$
- Contact resistance: $\leq 30m\Omega$
- After environmental testing: $\leq 60m\Omega$
- Suitable GYA Terminal : 2010T
- Suitable GYA Wafer : 2010WRS / 2010WR
- "★" Critical dimension

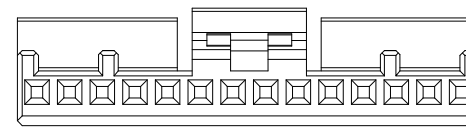
2010 H X-XX X-PT BK

① ② ③ ④ ⑤ ⑥ ⑦

- ① Series No.
② Category: H-HSG
③ Welding Board Angle: Blank-Ordinary
④ Row No.-Pin No Per Row: XX-02~12P
⑤ Special No.: Blank-Ordinary
⑥ Material: PT-PBT 94V-0
⑦ Color: BK-Black



02P~04P Shape
Scale 0.6:1



14P Shape
Scale 0.6:1

Poles	Dimensions (mm)	
	A	B
02	7.00	2.00
03	7.90	4.00
04	8.60	6.00
05	12.00	8.00
06	12.60	10.00
07	15.60	12.00
08	16.60	14.00
10	20.60	18.00
14	28.40	26.00

						GENERAL TOLERANCE		<div><div>GYA</div><div>Connectors</div></div> <div>东莞市国亚电子有限公司</div> <div>Dong Guan Guo Ya Connectors co., Ltd.</div>				PART NO.				
						.X ±0.35						2010H-XX-PTBK				
						.XX ±0.25						TITLE				
						.XXX ±0.15										
						X.° ±2°		APPROVAL	CHECK	DRAWN	DATE	2.00 mm Crimp Style Connectors				
DATE	REV	ECN NO.	DESCRIPTION	MODIFY	APPROVAL	PROJECT		Yangzhengguo	Yangzhengyi	Lvtiansheng	2016/08/26	UNIT	SCALE	SHEET	REV	NUMBER
												mm	1 : 1	1/1	A0	A-241
1		2		3		4		5		6		7		8		

RoHS



Specifications :

- Voltage rating: 250V AC / DC
- Current rating: 3A AC / DC
- Withstanding voltage: 650V AC/minute
- Temperature range: -40° ~+105°
- Insulation resistance: $\geq 100M\Omega$
- Contact resistance: $\leq 30m\Omega$
- After environmental testing: $\leq 60m\Omega$

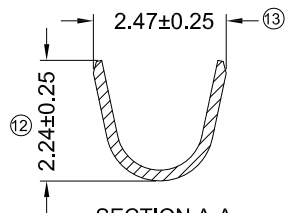
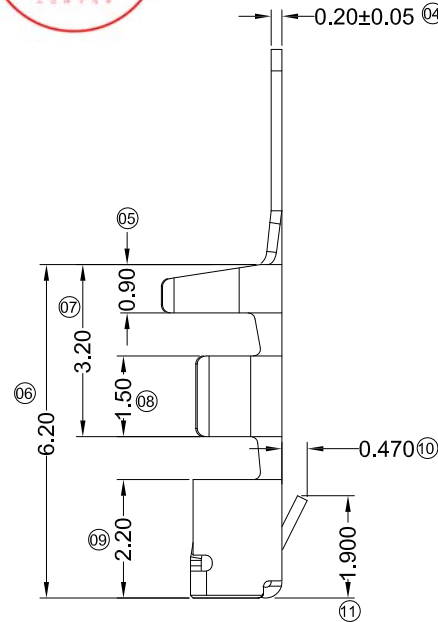
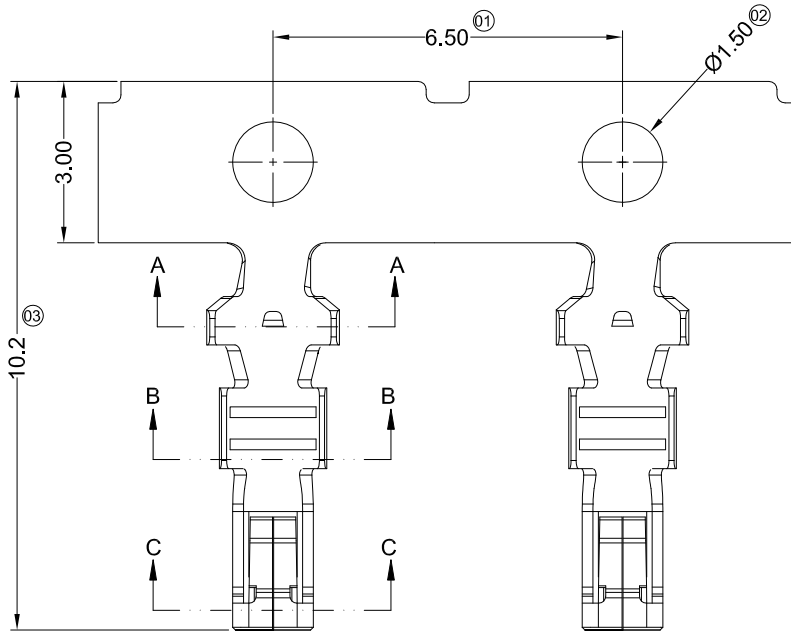
- Used In GYA Housing : 2010H
- "★" Critical dimension

2010 T X-P SN X-X

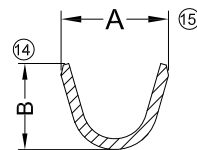
① ② ③ ④ ⑤ ⑥ ⑦

- ① Series Number
- ② Category: T-Terminal
- ③ Shape: Blank-Ordinary H-High Crimp
- ④ Material: P-Phosphor bronze
- ⑤ Plating code: SN-Bright tin
- ⑥ Plating method: Blank-Stamping before plating
B-Plating before stamping
- ⑦ Mold No./Mark/Special No. : Blank-Ordinary

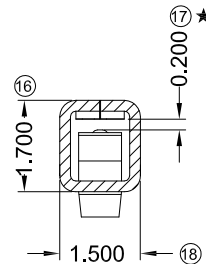
△	2010TH-PSN	2.25	2.06	AWG#20(0.5mm ²)	1.50mm (Max)
	2010T-PSN	2.00	1.60	AWG #22~24 (0.35~0.22mm ²)	
PART NO	Dim A	Dim B	Wire Size		Insulation O.D.



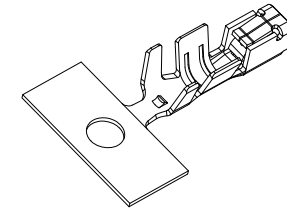
SECTION A-A
SCALE 1:1




SECTION B-B
SCALE 1:1

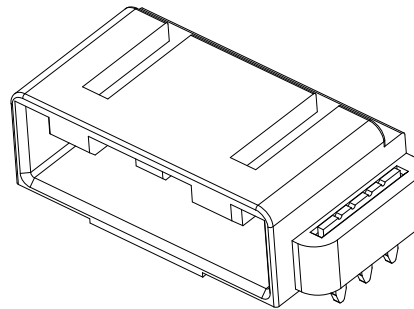
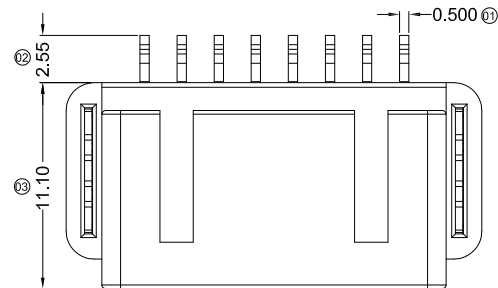


SECTION C-C
SCALE 1:1



						GENERAL TOLERANCE		<div><div><div>GYA</div><div>Connectors</div></div><div>东莞市国亚电子有限公司 Dong Guan Guo Ya Connectors co., Ltd.</div></div>				PART NO. 2010TX-PSN				
						.X ±0.30						TITLE 2.00 mm Crimp Style Connectors				
						.XX ±0.20										
						.XXX ±0.10										
						X.° ±2°		APPROVAL	CHECK	DRAWN	DATE	UNIT	SCALE	SHEET	REV	NUMBER
DATE	REV	ECN NO.	DESCRIPTION	MODIFY	APPROVAL	PROJECT 		Yangzhengguo	Yangzhengyi	Lvtiansheng	2016/08/26	mm	1 : 1	1/1	A0	A-275

RoHS



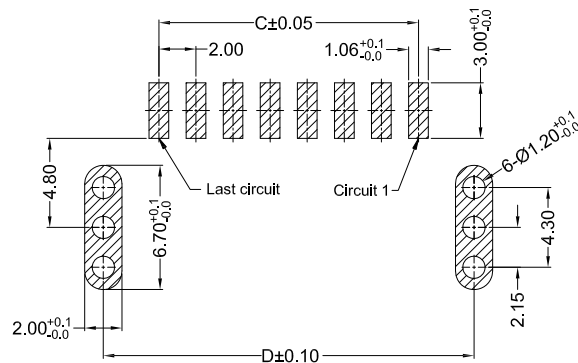
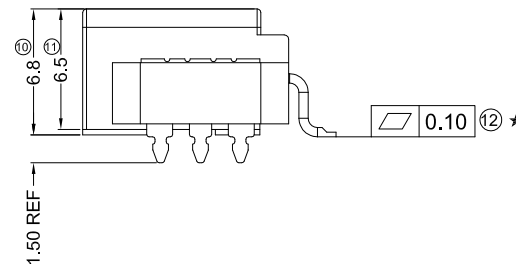
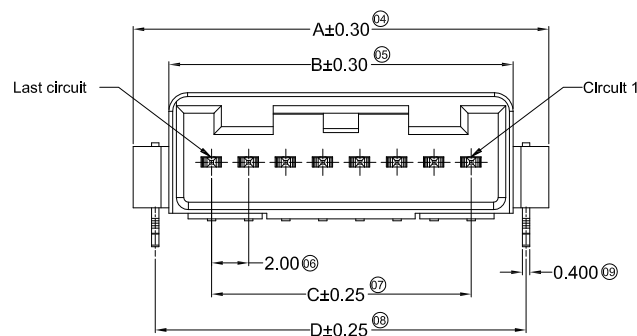
Specifications :

- Voltage rating: 250V AC / DC
- Current rating: 3A AC / DC
- Withstanding voltage: 650V AC/minute
- Temperature range: -40° ~+105°
- Insulation resistance: $\geq 100M\Omega$
- Contact resistance: $\leq 30m\Omega$
- After environmental testing: $\leq 60m\Omega$
- Material(Pin): Brass
- Material(Solder Tabs): Brass
- Mates With GYA Housing : 2010H
- "★" Critical dimension

2010 W R S-XX X -PP SN BK R

① ② ③ ④ ⑤ ⑥ ⑦ ⑧ ⑨ ⑩

- ① Series No.
- ② Category: W-wafer
- ③ Connector Type: R- Right Angle 90°
- ④ Mounting Type: S-SMT
- ⑤ Row No.-Pin No Per Row: XX-02P~14P
- ⑥ Plug the Pin & Special No.:
- ⑦ Material : PP-PPS 94V-0
- ⑧ Plating Code: SN-Bright tin
- ⑨ Color: BK-Black
- ⑩ Packing : R-Reel



RECOMMENDED P.C.B LAYOUT
(TOLERANCE:±0.05)

Poles	Dimensions (mm)			
	A	B	C	D
02	12.90	9.05	2.00	10.58
03	13.70	9.85	4.00	11.28
04	14.40	10.55	6.00	11.98
05	17.80	13.95	8.00	15.38
06	18.40	14.55	10.00	15.98
07	21.40	17.55	12.00	18.98
08	22.40	18.55	14.00	19.98
10	26.40	22.55	18.00	23.98
14	36.40	30.55	26.00	31.78

GENERAL TOLERANCE

.X ±0.30

.XX ±0.20

.XXX ±0.10

X.° ±2°

PROJECT

PROJECT

GYA
Connectors

东莞市国亚电子有限公司
Dong Guan Guo Ya Connectors co., Ltd.

APPROVAL

CHECK

DRAWN

DATE

Yangzhengguo

Yangzhengyi

Lvtiansheng

2016/08/26

PART NO.

2010WRS-XX-PPSNBKR

TITLE

2.00 mm Crimp Style Connectors

UNIT	SCALE	SHEET	REV	NUMBER
mm	1:1	1/2	A0	A-000

DATE

1

REV

2

ECN NO.

DESCRIPTION

3

MODIFY

4

APPROVAL

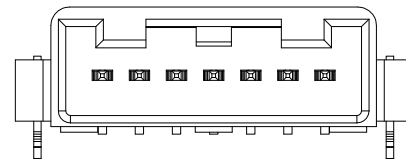
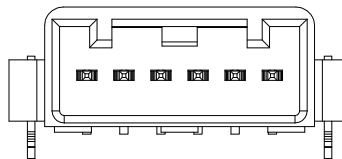
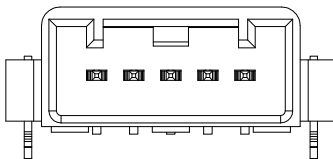
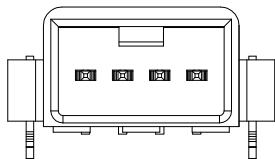
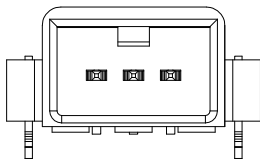
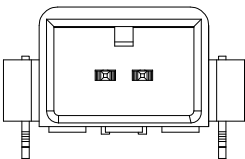
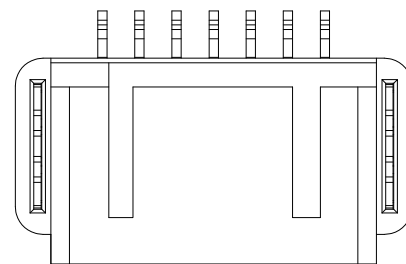

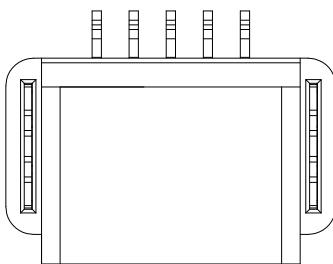
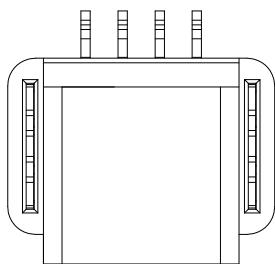
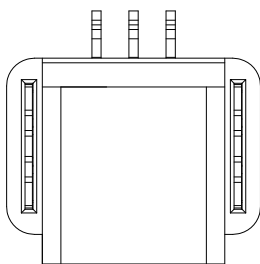
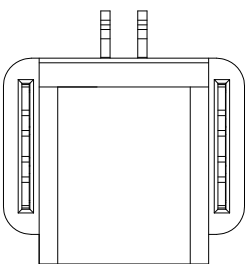
5

6

7

8

RoHS



2P

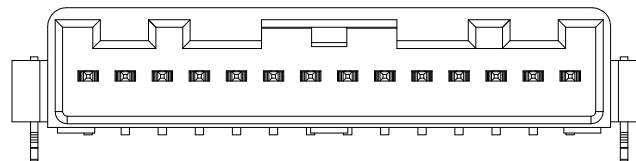
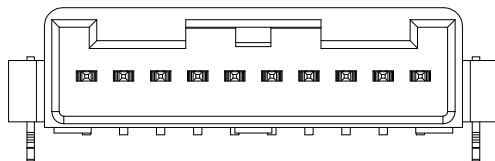
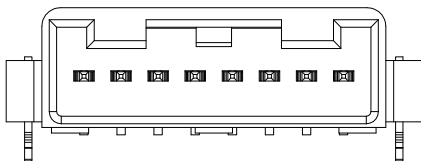
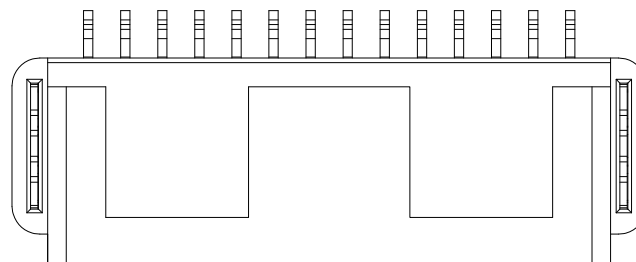
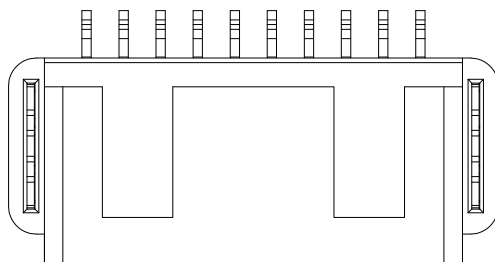
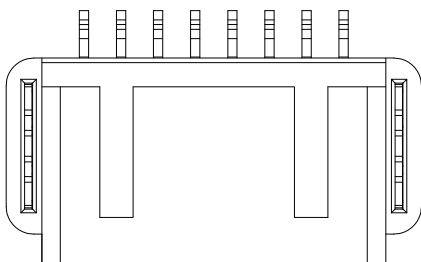
3P

4P

5P

6P

7P



8P

10P

14P



GENERAL TOLERANCE

.X ± 0.30

.XX ± 0.20

.XXX ± 0.10

X. $^{\circ}$ $\pm 2^{\circ}$

PROJECT



GYA
Connectors

东莞市国亚电子有限公司
Dong Guan Guo Ya Connectors co., Ltd.

APPROVAL

Yangzhengguo

CHECK

Yangzhengyi

DRAWN

Lvtiansheng

DATE

2016/08/26

PART NO.

2010WRS-XX-PPSNBKR

TITLE

2.00 mm Crimp Style Connectors

UNIT

mm

SCALE

1 : 1

SHEET

2/2

REV

A0

NUMBER

A-000

DATE

REV

ECN NO.

DESCRIPTION

MODIFY

APPROVAL