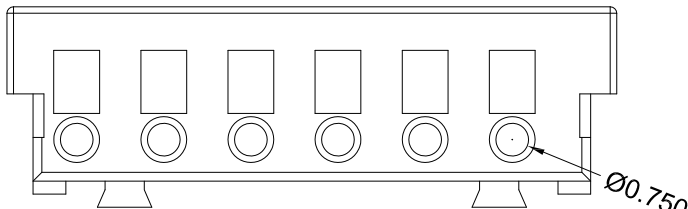
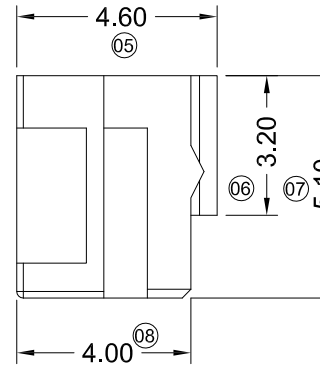
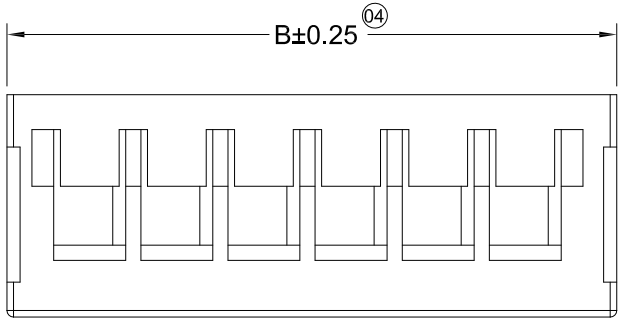
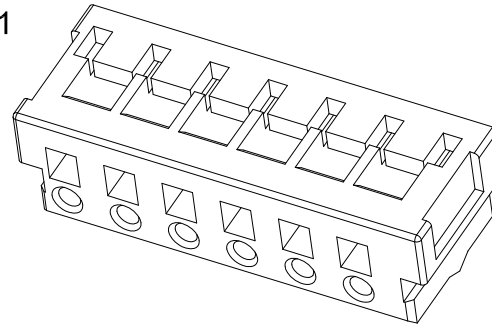
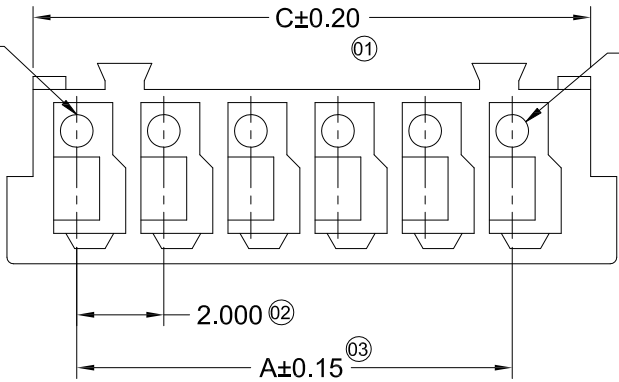


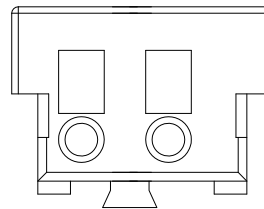
RoHS

Last circuit

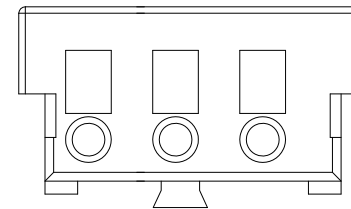
Circuit 1



4P~16Pin Shape



2Pin Shape



3Pin Shape

### Specifications :

- Voltage rating: 125V AC / DC
- Current rating: 3A AC / DC
- Withstanding voltage: 1000V AC/minute
- Temperature range: -25° ~+85°
- Insulation resistance: ≥1000MΩ
- Contact resistance: ≤10mΩ
- After environmental testing: ≤20mΩ
- Suitable GYA Terminal: 2004T
- Mates With GYA Wafer: 2004W

2004 H X-XX X-N0 HF

① ② ③ ④ ⑤ ⑥ ⑦

- ① Series No.  
② Category: H-HSG  
③ Appearance type: Blank-Ordinary  
④ Row No.-Pin No.: XX-02P~16P  
⑤ Special No.: Blank-Ordinary  
⑥ Material: N0-PA 66 94V-0  
⑦ HF-Halogen Free



Poles	Dimensions (mm)		
	A	B	C
02	2.00	6.00	4.80
03	4.00	8.00	6.80
04	6.00	10.00	8.80
05	8.00	12.00	10.80
06	10.00	14.00	12.80
07	12.00	16.00	14.80
08	14.00	18.00	16.80
09	16.00	20.00	18.80
10	18.00	22.00	20.80
11	20.00	24.00	22.80
12	22.00	26.00	24.80
13	24.00	28.00	26.80
14	26.00	30.00	28.80
15	28.00	32.00	30.80
16	30.00	34.00	32.80

#### GENERAL TOLERANCE

.X ±0.30

.XX ±0.20

.XXX ±0.10

X.° ±2°

PROJECT



**GYA**  
Connectors

东莞市国亚电子有限公司  
Dong Guan Guo Ya Connectors co., Ltd.

APPROVAL

Yangzhengguo

CHECK

Yangzhengyi

DRAWN

Lvtiansheng

DATE

2016/08/26

PART NO.

2004H-XX-N0HF

TITLE

2.00mm Crimp Style Connectors

UNIT	SCALE	SHEET	REV	NUMBER
mm	1 : 1	1/1	A0	A-022

DATE

1

REV

2

ECN NO.

DESCRIPTION

3

MODIFY

4

APPROVAL

5

APPROVAL

CHECK

DRAWN

DATE

Yangzhengguo

Yangzhengyi

Lvtiansheng

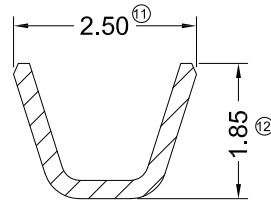
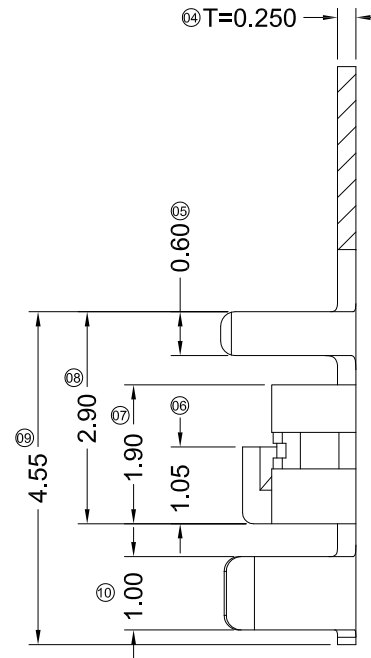
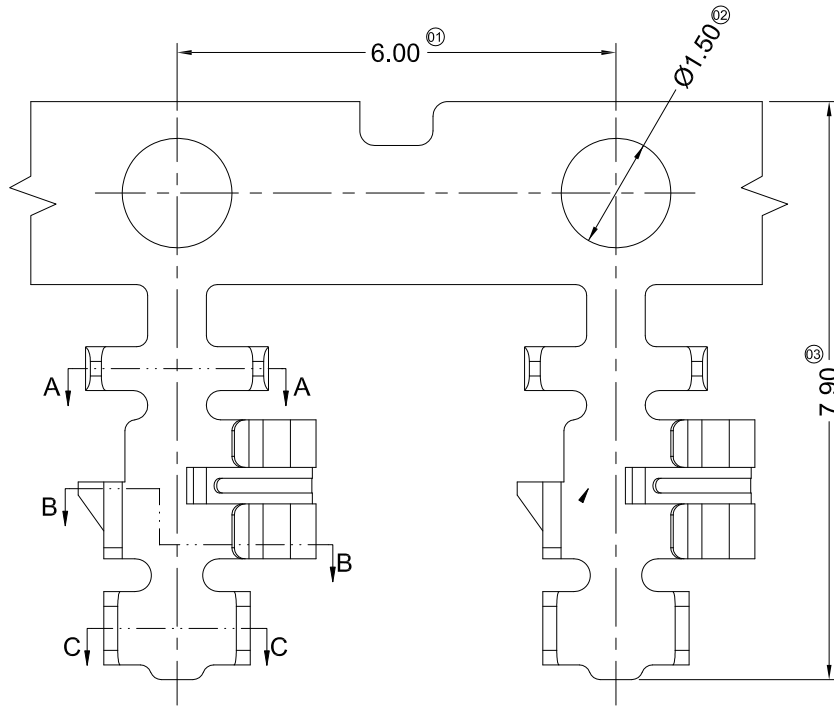
2016/08/26

6

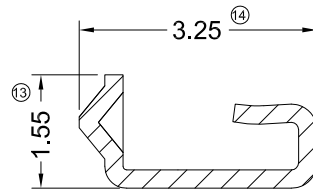
7

8

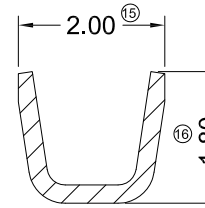
RoHS



SECTION: A-A  
SCALE: 1:1



SECTION: B-B  
SCALE: 1:1



SECTION: C-C  
SCALE: 1:1

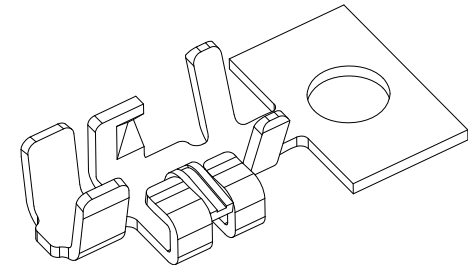
### Specifications :


- Voltage rating: 125V AC / DC
- Current rating: 3A AC / DC
- Withstanding voltage: 1000V AC/minute
- Temperature range: -25° ~+85°
- Insulation resistance:  $\geq 1000M\Omega$
- Contact resistance:  $\leq 10m\Omega$
- After environmental testing:  $\leq 20m\Omega$
- Used In GYA Housing: 2004H
- Wire Range: AWG#24-28
- Insulation O.D.: 1.15mm(Max)

2004 T X-P SN X- X

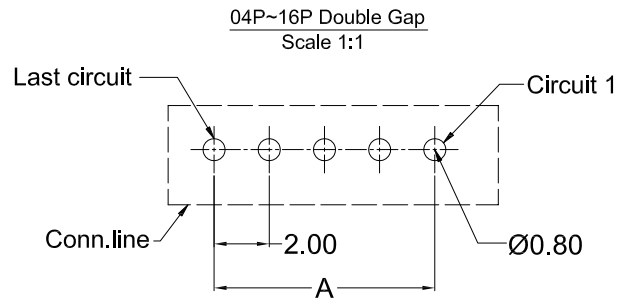
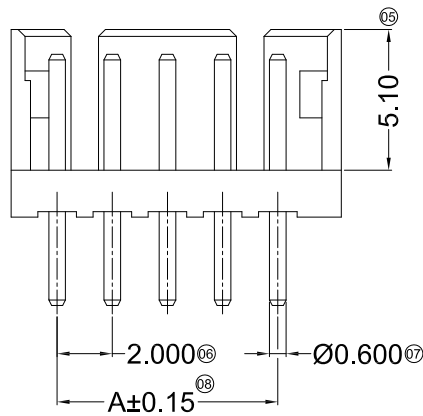
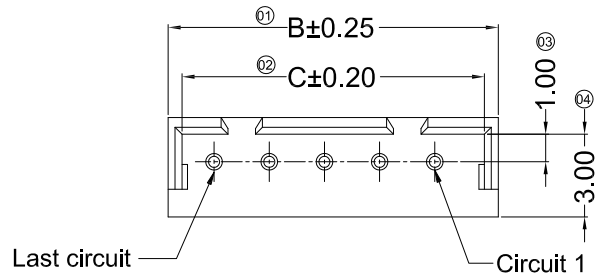
① ② ③ ④ ⑤ ⑥ ⑦

- ① Series Number
- ② Category: T-terminal
- ③ Shape: Blank-ordinary
- ④ Material: P-Phosphor bronze
- ⑤ Plating Code: SN-Bright tin
- ⑥ Plating method: Blank-Stamping before plating
- ⑦ Mold No./Mark/Special

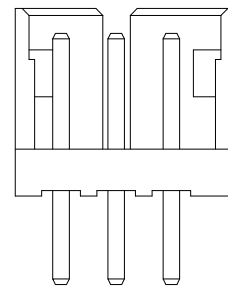
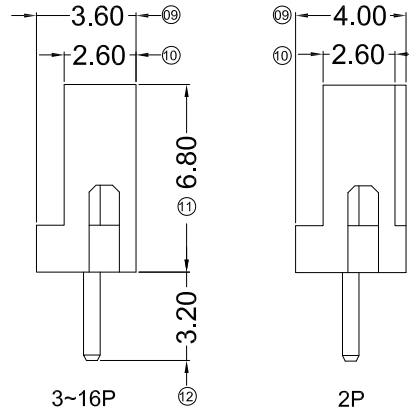
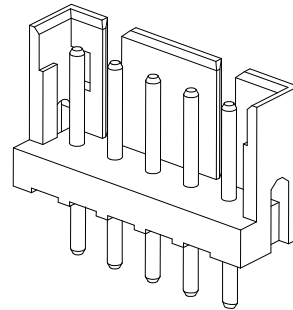


						GENERAL TOLERANCE	<div><div><div>GYA</div><div>Connectors</div></div><div>东莞市国亚电子有限公司</div><div>Dong Guan Guo Ya Connectors co., Ltd.</div></div>				PART NO. 2004T-PSN				
						.X ±0.30					TITLE 2.00mm Crimp Style Connectors				
						.XX ±0.20									
						.XXX ±0.10									
						X.° ±2°	APPROVAL	CHECK	DRAWN	DATE	UNIT	SCALE	SHEET	REV	NUMBER
DATE	REV	ECN NO.	DESCRIPTION	MODIFY	APPROVAL	PROJECT 	Yangzhengguo	Yangzhengyi	Lvtiansheng	2016/08/26	mm	1 : 1	1/1	A0	A-275

RoHS



Recommended P.C.B Layout  
General Tolerance±0.05



02P~03P Single Gap  
Scale 1:1

■ Specifications :

- Voltage rating: 125V AC / DC
- Current rating: 3A AC / DC
- Withstanding voltage: 1000V AC/minute
- Temperature range: -25° ~+85°
- Insulation resistance: ≥1000MΩ
- Contact resistance: ≤10mΩ
- After environmental testing: ≤20mΩ
- Material(Pin): Brass
- Mates With GYA Housing: 2004H

2004 W V X-XX NK -N0 SN XX  
① ② ③ ④ ⑤ ⑥ ⑦ ⑧ ⑨

- ① Series No.  
② Category: W-Wafer  
③ Connector Type: V-Straight 180°  
④ Mounting Type: Blank-DIP  
⑤ Row No.-Pin No.: XX-02P~16P  
⑥ Special No.: NK-Without Kink  
⑦ Material: N0-PA66 94V-0  
⑧ Plating Code: SN-Bright Tin Plating  
⑨ Color: Blank-Natural Color



Poles	Dimensions (mm)			Poles	Dimensions (mm)		
	A	B	C		A	B	C
02	2.00	5.96	4.96	10	18.00	21.96	20.96
03	4.00	7.96	6.96	11	20.00	23.96	22.96
04	6.00	9.96	8.96	12	22.00	25.96	24.96
05	8.00	11.96	10.96	13	24.00	27.96	26.96
06	10.00	13.96	12.96	14	26.00	29.96	28.96
07	12.00	15.96	14.96	15	28.00	31.96	30.96
08	14.00	17.96	16.96	16	30.00	33.96	32.96
09	16.00	19.96	18.96				

GENERAL TOLERANCE

.X ±0.30

.XX ±0.20

.XXX ±0.10

X.° ±2°

PROJECT

① ②

GYA  
Connectors

东莞市国亚电子有限公司  
Dong Guan Guo Ya Connectors co., Ltd.

APPROVAL

CHECK

DRAWN

DATE

Yangzhengguo

Yangzhengyi

Lvtiansheng

2016/08/26

PART NO.

2004WV-XXNK-N0SN

TITLE

2.00mm Crimp Style Connectors

UNIT	SCALE	SHEET	REV	NUMBER
mm	1:1	1/1	A0	A-000

DATE

1

REV

2

ECN NO.

DESCRIPTION

3

MODIFY

4

APPROVAL

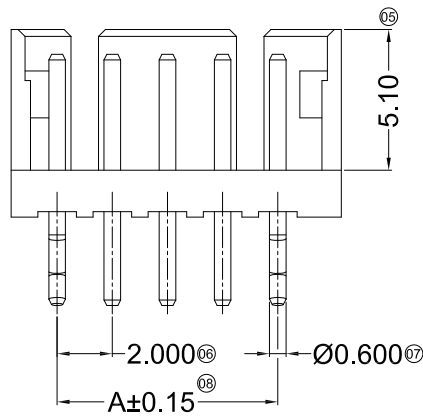
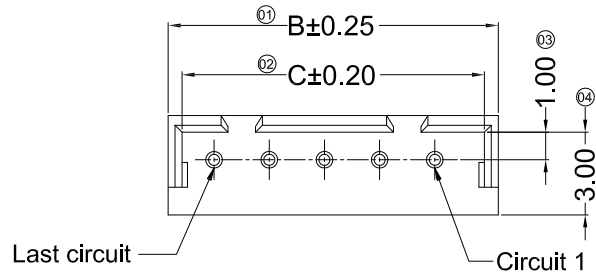
5

6

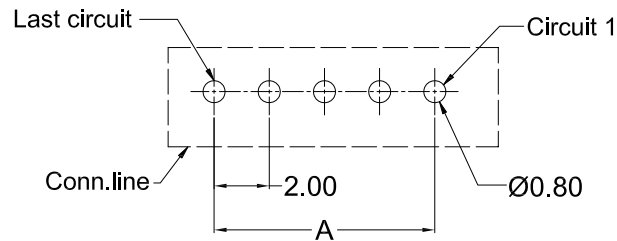
7

8

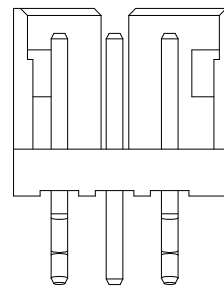
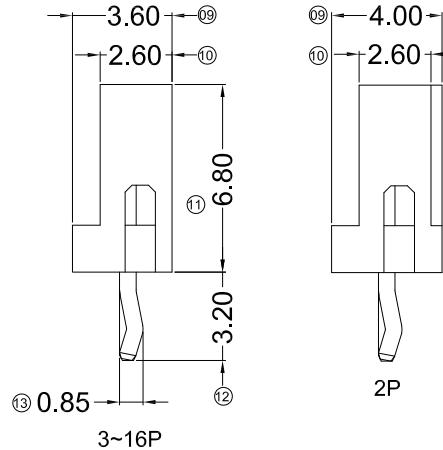
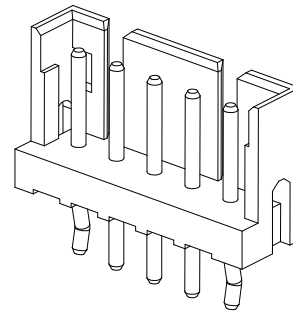
RoHS



04P~16P Double Gap  
Scale 1:1



Recommended P.C.B Layout  
General Tolerance±0.05



02P~03P Single Gap  
Scale 1:1

■ Specifications :

- Voltage rating: 125V AC / DC
- Current rating: 3A AC / DC
- Withstanding voltage: 1000V AC/minute
- Temperature range: -25° ~+85°
- Insulation resistance: ≥1000MΩ
- Contact resistance: ≤10mΩ
- After environmental testing: ≤20mΩ
- Material(Pin): Brass
- Mates With GYA Housing: 2004H

2004 W V X-XX X -N0 SN XX  
① ② ③ ④ ⑤ ⑥ ⑦ ⑧ ⑨

- ① Series No.  
② Category: W-Wafer  
③ Connector Type: V-Straight 180°  
④ Mounting Type: Blank-DIP  
⑤ Row No.-Pin No.: XX-02P~16P  
⑥ Special No.: Blank-With Kink  
⑦ Material: N0-PA66 94V-0  
⑧ Plating Code: SN-Bright Tin Plating  
⑨ Color: Blank-Natural Color

Poles	Dimensions (mm)			Poles	Dimensions (mm)		
	A	B	C		A	B	C
02	2.00	5.96	4.96	10	18.00	21.96	20.96
03	4.00	7.96	6.96	11	20.00	23.96	22.96
04	6.00	9.96	8.96	12	22.00	25.96	24.96
05	8.00	11.96	10.96	13	24.00	27.96	26.96
06	10.00	13.96	12.96	14	26.00	29.96	28.96
07	12.00	15.96	14.96	15	28.00	31.96	30.96
08	14.00	17.96	16.96	16	30.00	33.96	32.96
09	16.00	19.96	18.96				

GENERAL TOLERANCE

.X ±0.30

.XX ±0.20

.XXX ±0.10

X.° ±2°

PROJECT

Yangzhengguo

GYA  
Connectors

东莞市国亚电子有限公司  
Dong Guan Guo Ya Connectors co., Ltd.

APPROVAL

CHECK

DRAWN

DATE

Yangzhengguo

Yangzhengyi

Lvtiansheng

2016/08/26

PART NO.

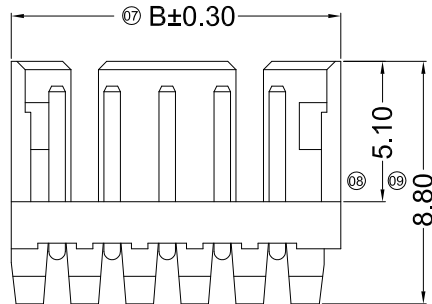
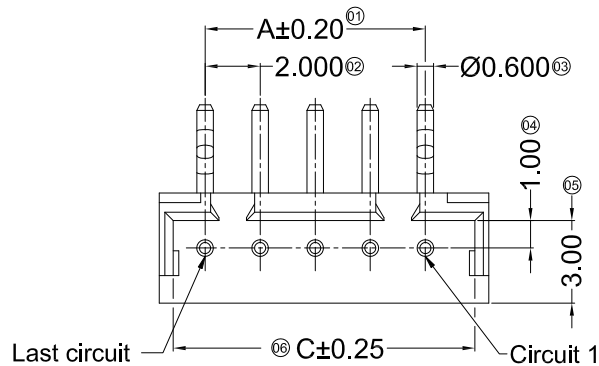
2004WV-XX-N0SN

TITLE

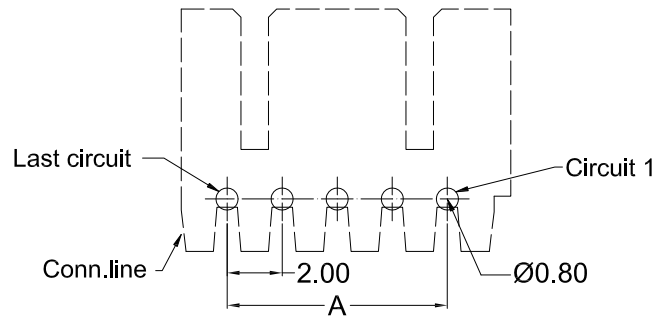
2.00mm Crimp Style Connectors

UNIT	SCALE	SHEET	REV	NUMBER
mm	1:1	1/1	A0	A-000


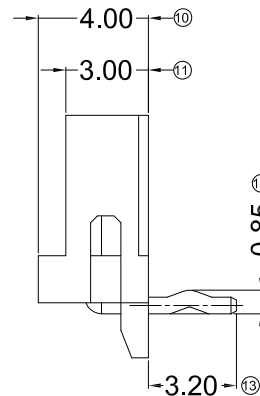
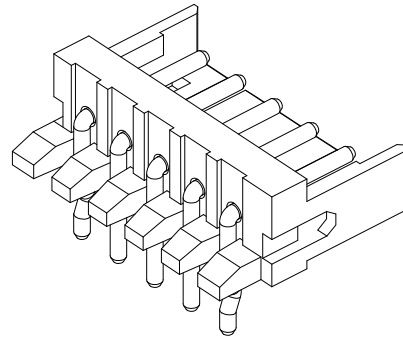
RoHS



04P~16P Double Gap  
Scale 1:1



Recommended P.C.B Layout  
General Tolerance±0.05



02P~03P Single Gap  
Scale 1:1

### Specifications :

- Voltage rating: 125V AC / DC
- Current rating: 3A AC / DC
- Withstanding voltage: 1000V AC/minute
- Temperature range: -25° ~+85°
- Insulation resistance: ≥1000MΩ
- Contact resistance: ≤10mΩ
- After environmental testing: ≤20mΩ
- Material(Pin): Brass
- Mates With GYA Housing: 2004H

2004 W R X-XX X -N0 SN XX

① ② ③ ④ ⑤ ⑥ ⑦ ⑧ ⑨

- ① Series No.  
② Category: W-Wafer  
③ Connector Type: R-Right Angle 90°  
④ Mounting Type: Blank-DIP  
⑤ Row No.-Pin No.: XX-02P~16P  
⑥ Special No.: Blank-Ordinary  
⑦ Material: N0-PA66 94V-0  
⑧ Plating Code: SN-Bright Tin Plating  
⑨ Color: Blank-Natural Color

Poles	Dimensions (mm)			Poles	Dimensions (mm)		
	A	B	C		A	B	C
02	2.00	5.96	4.96	10	18.00	21.96	20.96
03	4.00	7.96	6.96	11	20.00	23.96	22.96
04	6.00	9.96	8.96	12	22.00	25.96	24.96
05	8.00	11.96	10.96	13	24.00	27.96	26.96
06	10.00	13.96	12.96	14	26.00	29.96	28.96
07	12.00	15.96	14.96	15	28.00	31.96	30.96
08	14.00	17.96	16.96	16	30.00	33.96	32.96
09	16.00	19.96	18.96				



#### GENERAL TOLERANCE

.X ±0.30  
.XX ±0.20  
.XXX ±0.10  
X.° ±2°

**GYA**  
Connectors

东莞市国亚电子有限公司  
Dong Guan Guo Ya Connectors co., Ltd.

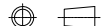
APPROVAL

CHECK

DRAWN

DATE

PROJECT



Yangzhengguo

Yangzhengyi

Lvtiansheng

2016/08/26

PART NO.

2004WR-XX-N0SN

TITLE

2.00 mm Crimp Style Connectors

UNIT	SCALE	SHEET	REV	NUMBER
mm	1:1	1/1	A0	A-000

DATE

1

REV

2

ECN NO.

DESCRIPTION

MODIFY

4

APPROVAL

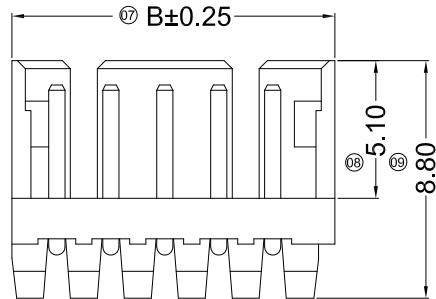
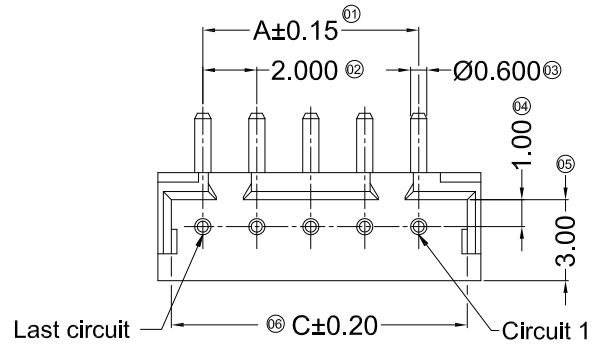
5

6

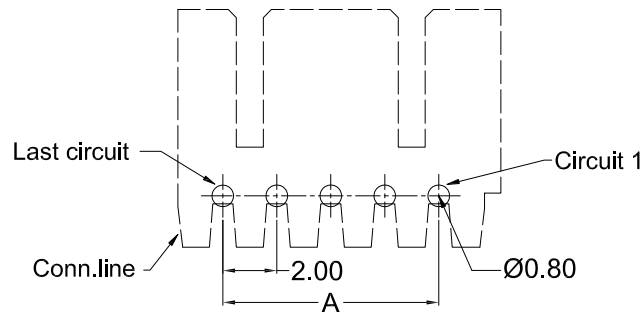
7

8


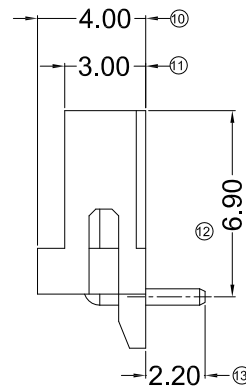
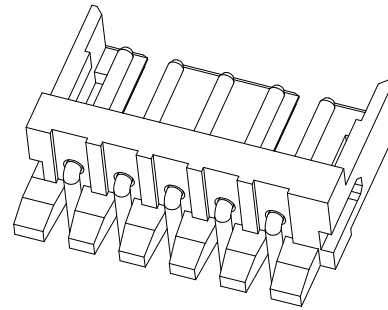
RoHS



03P~16P Double Gap  
Scale 1:1



Recommended P.C.B Layout  
General Tolerance±0.05



02P~03P Single Gap  
Scale 1:1



### Specifications :

- Voltage rating: 125V AC / DC
- Current rating: 3A AC / DC
- Withstanding voltage: 1000V AC/minute
- Temperature range: -25° ~+85°
- Insulation resistance: ≥1000MΩ
- Contact resistance: ≤10mΩ
- After environmental testing: ≤20mΩ
- Material(Pin): Brass
- Mates With GYA Housing: 2004H

2004 W R X-XX A -N0 SN XX

① ② ③ ④ ⑤ ⑥ ⑦ ⑧ ⑨

- ① Series No.
- ② Category: W-Wafer
- ③ Connector Type: R-Right Angle 90°
- ④ Mounting Type: Blank-DIP
- ⑤ Row No.-Pin No.: XX-02P~16P
- ⑥ Special No.:  
A- Without Kink , Insert =2.20mm
- ⑦ Material: N0-PA66 94V-0
- ⑧ Plating Code: SN-Bright Tin Plating
- ⑨ Color : Blank-Natural Color

Poles	Dimensions (mm)			Poles	Dimensions (mm)		
	A	B	C		A	B	C
02	2.00	5.96	4.96	10	18.00	21.96	20.96
03	4.00	7.96	6.96	11	20.00	23.96	22.96
04	6.00	9.96	8.96	12	22.00	25.96	24.96
05	8.00	11.96	10.96	13	24.00	27.96	26.96
06	10.00	13.96	12.96	14	26.00	29.96	28.96
07	12.00	15.96	14.96	15	28.00	31.96	30.96
08	14.00	17.96	16.96	16	30.00	33.96	32.96
09	16.00	19.96	18.96				

#### GENERAL TOLERANCE

.X ±0.30

.XX ±0.20

.XXX ±0.10

X.° ±2°

PROJECT



**GYA**  
Connectors

东莞市国亚电子有限公司  
Dong Guan Guo Ya Connectors co., Ltd.

APPROVAL

CHECK

DRAWN

DATE

Yangzhengguo

Yangzhengyi

Lvtiansheng

2016/08/26

PART NO.

2004WR-XXA-N0SN

TITLE

2.00 mm Crimp Style Connectors

UNIT	SCALE	SHEET	REV	NUMBER
mm	1:1	1/1	A0	A-000

DATE

1

REV

2

ECN NO.

DESCRIPTION

3

MODIFY

4

APPROVAL

5

6

7

8