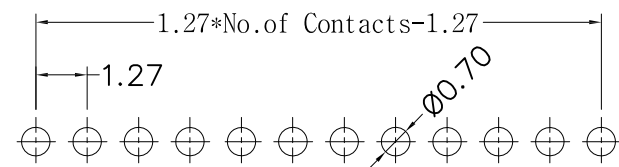
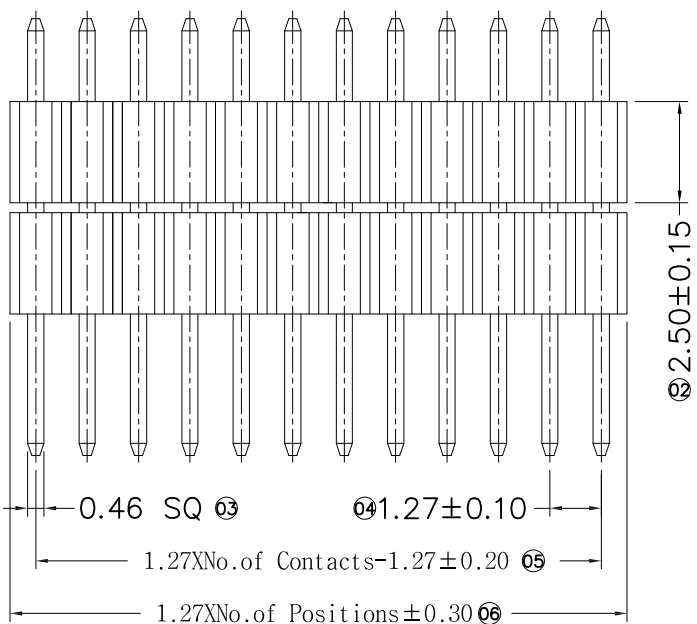
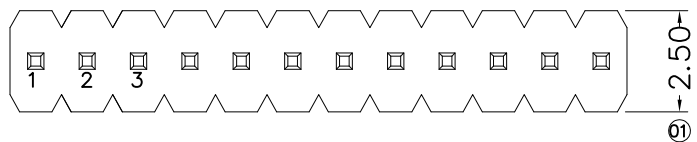
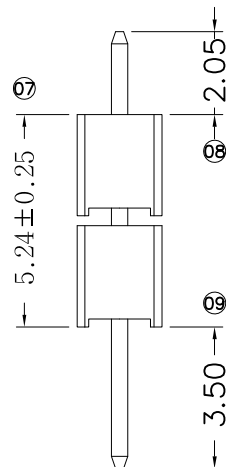


RoHS



Recommended P.C.B Layout
General Tolerance ± 0.05



Specifications


- Voltage rating: 250V AC / DC
- Current rating: 1A AC / DC
- Withstanding voltage: 500V AC/minute
- Temperature range: $-25^{\circ} \sim +85^{\circ}$
- Insulation resistance: $\geq 1000M\Omega$
- Contact resistance: $\leq 20m\Omega$
- After environmental testing: $\leq 30m\Omega$

1271 W V X-XX H-6T V01 XX-A
① ② ③ ④ ⑤ ⑥ ⑦ ⑧ ⑨ ⑩

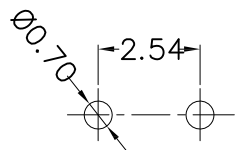
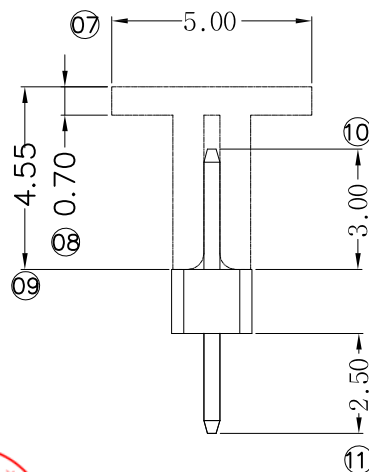
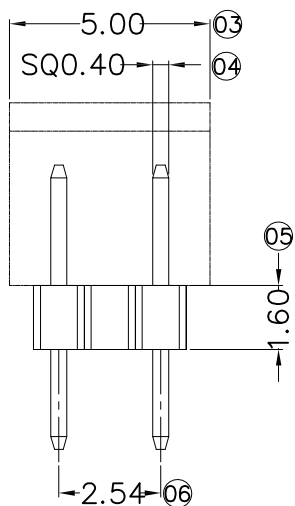
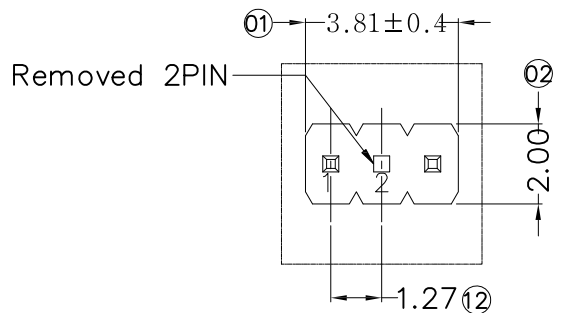
- ① SeriesNo.
② Category : W-wafer
③ Welding Board Angle: V- Straight 180°
④ WeldingWay: Blank-DIP
⑤ Row No.-Pin No.: XX-Single Row
⑥ PlugthePin&Special No.: H-Double Plastic body
⑦ Material : 6T-PA6T 94V-0
⑧ Planting Category: V01-All Gold Flash
⑨ Color: Blank-natural color
⑩ A-The total length Pin=10.79mm ; Contact Pin=2.05mm
DIP=3.50mm



1271WV-XXH-6TV01-A	Nylon 6T UL 94V-0	Brass	Gold-Flash	1271W
PART NO	Material	Material(Terminal)	Finish(Terminal)	Mates With GYA Pin Header

						GENERAL TOLERANCE	<div><div>GYA</div><div>Connectors</div></div> <div>东莞市国亚电子有限公司</div> <div>Dong Guan Guo Ya Connectors co., ltd.</div>				PARTNO.			
						.X ±0.30					1271WV-XXH-6TV01-A			
						.XX ±0.20								
						.XXX ±0.10								
						X.° ±2°					APPROVAL	CHECK	DRAWN	DATA
DATE	REV	ECN NO.	DESCRIPTION	CHECK	APPROVAL	PROJECT 	Yangzhengguo	Yangzhengyi	Lvtiansheng	2016/08/26	UNIT MM	SCALE 1 : 1	NUMBER A-013	REV A0

RoHS



Recommended P.C.B Layout
General Tolerance±0.05




■Specifications :

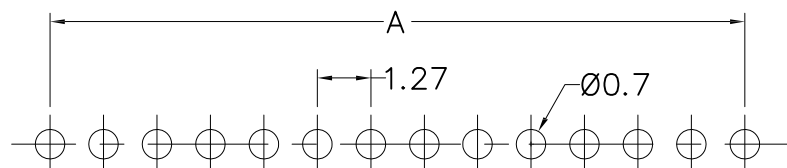
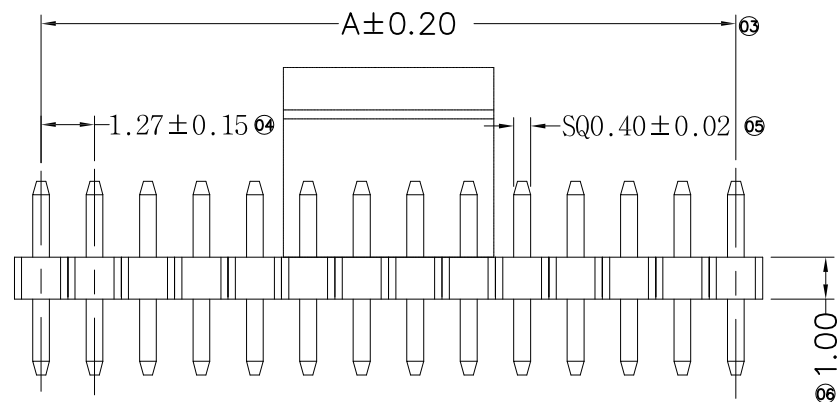
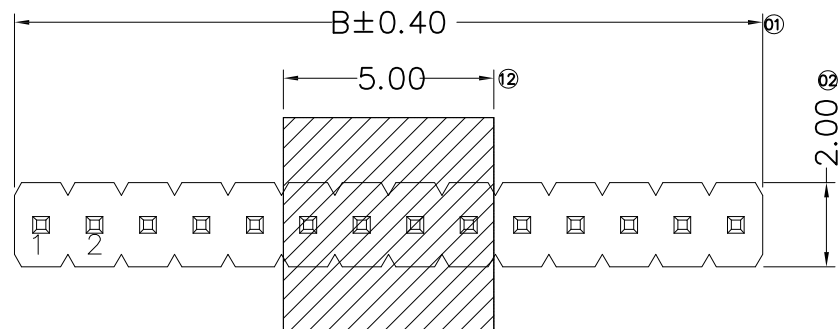
- Voltage rating: 250V AC / DC
- Current rating: 1A AC / DC
- Withstanding voltage: 300V AC/minute
- Temperature range: -40° ~+105°
- Insulation resistance: ≥500MΩ
- Contact resistance: ≤20mΩ
- After environmental testing: ≤30mΩ
- Material(Pin): Brass
- Material(CAP): LCP 94V-0 Halogen Free Black
- Mates With GYA 1271FX

1271 W V X - 03N02 HF - LP XX XX C -02
① ② ③ ④ ⑤ ⑥ ⑦ ⑧ ⑨ ⑩ ⑪

- ① Series No.
- ② Category : W-Wafer
- ③ Connector Type: V- 180°
- ④ Mouting Type: Blank-DIP
- ⑤ Row No.-Pin No.: 03N02-3PIN Removed 2PIN
- ⑥ HF-Halogen Free
- ⑦ Material : LP-LCP 94V-0
- ⑧ Plating Category: V01-All Area G/F; Ni 50u" Min.
- ⑨ Color :Blank-Black Color
- ⑩ C-With CAP
- ⑪ 02-3.00/1.60/2.50

						GENERAL TOLERANCE	<div><div><div>GYA</div><div>Connectors</div></div><div>东莞市国亚电子有限公司</div><div>Dong Guan Guo Ya Connectors co., Ltd.</div></div>				PARTNO. 1271WV-03N02HF-LPXXXXC-02				
						.X ±0.30					TITLE 1.27 mm Pin Header connectors				
						.XX ±0.20									
						.XXX ±0.10									
						X.* ±2°	APPROVAL	CHECK	DRAWN	DATE					
DATE	REV	ECN NO.	DESCRIPTION	MODIFY	APPROVAL	PROJECT 	Yangzhengguo	Yangzhengyi	Lvtiansheng	2016/08/26	UNIT mm	SCALE 1:1	SHEET 1/1	REV A0	NUMBER A-213

RoHS



Recommended P.C.B Layout
General Tolerance±0.05

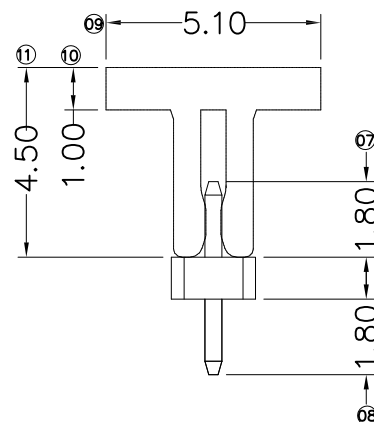


Specifications :

- Voltage rating: 250V AC / DC
- Current rating: 1.0A AC / DC
- Withstanding voltage: 300V AC/minute
- Temperature range: -40° ~+105°
- Insulation resistance: ≥500MΩ
- Contact resistance: ≤20mΩ
- After environmental testing: ≤30mΩ
- Material(Pin) : Brass
- Material(CAP): LCP Black Halogen Free
- Mates With GYA 1271FV-XX-LPXXXX-03

1271 W V X- XX - LP XX XX X- 01
① ② ③ ④ ⑤ ⑥ ⑦ ⑧ ⑨ ⑩

- ① Series No.
② Category : W-Wafer
③ Connector Type: V- 180°
④ Mouting Type: Blank-DIP
⑤ Row No.-Pin No.: XX-02P~25P
⑥ Material : LP-LCP 94V-0
⑦ Plating Category:
V30-Contact Area Au 30u'' Min.;Other Area G/F:Ni 50u'' Min.
SW-Matte tin plating 100u'' Min; Under Ni-50u'' Min.
⑧ Color :Blank-Black color
⑨ C-With CAP Blank-Without CAP
⑩ 01-1.80*1.00*1.80



Poles	Dimensions (mm)		Poles	Dimensions (mm)	
	A	B		A	B
02	1.27	2.54	15	17.78	19.05
03	2.54	3.81	16	19.05	20.32
04	3.81	5.08	17	20.32	21.59
05	5.08	6.35	18	21.59	22.86
06	6.35	7.62	19	22.86	24.13
07	7.62	8.89	20	24.13	25.40
08	8.89	10.16	21	25.40	26.67
09	10.16	11.43	22	26.67	27.94
10	11.43	12.70	23	27.94	29.21
11	12.70	13.97	24	29.21	30.48
12	13.97	15.24	25	30.48	31.75
13	15.24	16.51			
14	16.51	17.78			

GENERAL TOLERANCE

.X ±0.30

.XX ±0.20

.XXX ±0.10

X.* ±2mm

PROJECT

GYA
Connectors

东莞市国亚电子有限公司
Dong Guan Guo Ya Connectors co., Ltd.

APPROVAL

CHECK

DRAWN

DATE

Yangzhengguo

Yangzhengyi

Lvtiansheng

2016/08/26

PARTNO.

1271WV-XX-LPXXXXC-01

TITLE

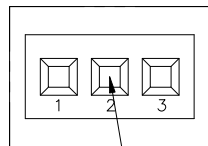
1.27mm Pin Header connectors

UNIT	SCALE	SHEET	REV	NUMBER
mm	1:1	1/1	A0	A-213

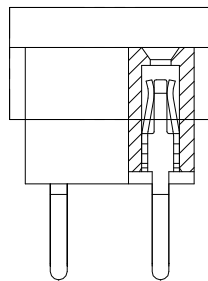
DATE	REV	ECN NO.	DESCRIPTION	MODIFY	APPROVAL
------	-----	---------	-------------	--------	----------

1			2		3		4		5		6		7		8
---	--	--	---	--	---	--	---	--	---	--	---	--	---	--	---

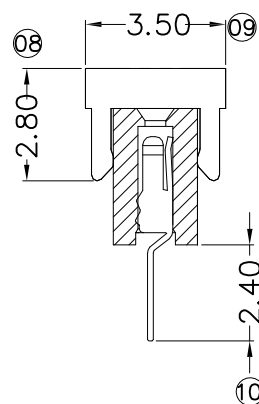
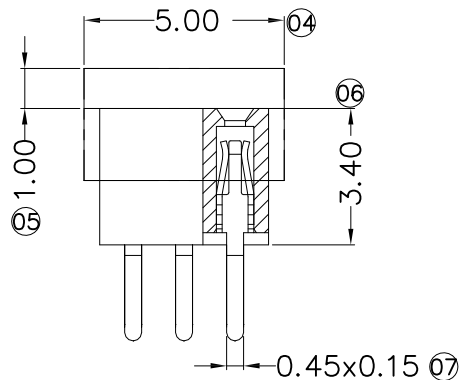
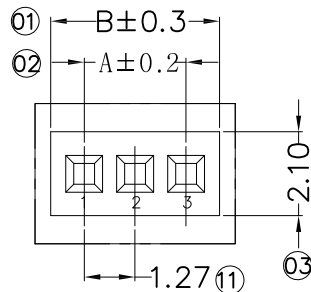
RoHS



Removed 2PIN



3PIN Removed 2PIN
TYPE

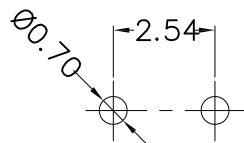


■ Specifications :

- Voltage rating: 250V AC / DC
- Current rating: 1A AC / DC
- Withstanding voltage: 300V AC/minute
- Temperature range: -40° ~+105°
- Insulation resistance: ≥500MΩ
- Contact resistance: ≤20mΩ
- After environmental testing : ≤30mΩ
- Material(Pin) : Phosphor Bronze
- Material(CAP) : LCP 94V-0 Halogen Free Black
- Mates With GYA 1271WX

1271 F V X - XX XX XX C- XX XX XX X
① ② ③ ④ ⑤ ⑥ ⑦ ⑧ ⑨ ⑩ ⑪ ⑫

- ① Series No.
- ② Category : F-Wafer
- ③ Connector Type: V- 180°
- ④ Mouting Type: Blank-DIP
- ⑤ Row No.-Pin No.: XX-Single Row
- ⑥ N02-Removed 2PIN Blank-No Removed PIN
- ⑦ HF-Halogen Free Blank-Rohs
- ⑧ Special No. :C-Plastic Height=3.4mm ; DIP=2.4mm
- ⑨ Material : LP-LCP 94V-0 6T-PA6T 94V-0
- ⑩ Plating Category: V01-All Area G/F; Ni 50u" Min.
- ⑪ Color :Blank-Black Color
- ⑫ C-With CAP Blank-Without CAP



Recommended P.C.B Layout
General Tolerance±0.05

Poles	Dimensions(mm)		Poles	Dimensions(mm)	
	A	B		A	B
02	1.27	2.94	12	13.97	15.64
03	2.54	4.21	13	15.24	16.91
04	3.81	5.48	14	16.51	18.18
05	5.08	6.75	15	17.78	19.45
06	6.35	8.02	16	19.05	20.72
07	7.62	9.29	17	20.32	21.99
08	8.89	10.56	18	21.59	23.26
09	10.16	11.83	19	22.86	24.53
10	11.43	13.10	20	24.13	25.80
11	12.70	14.37			

GENERAL TOLERANCE

.X ±0.30

.XX ±0.20

.XXX ±0.10

X.* ±2°

PROJECT



GYA
Connectors

东莞市国亚电子有限公司
Dong Guan Guo Ya Connectors co., Ltd.

APPROVAL

CHECK

DRAWN

DATE

Yangzhengguo

Yangzhengyi

Lvtiansheng

2016/08/26

PARTNO.

1271FV-XXXXXC-XXXXXX

TITLE

1.27 mm Pin Header connectors

UNIT	SCALE	SHEET	REV	NUMBER
mm	1:1	1/1	A0	A-213

DATE

1

REV

2

ECN NO.

DESCRIPTION

3

MODIFY

4

APPROVAL

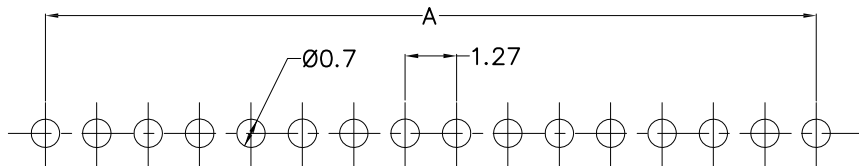
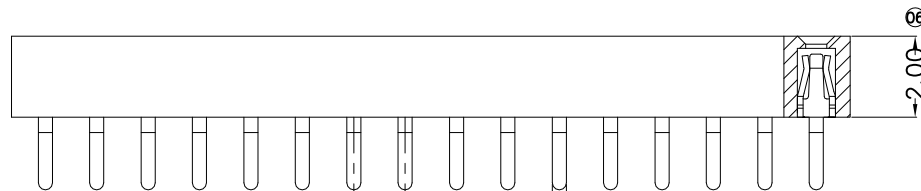
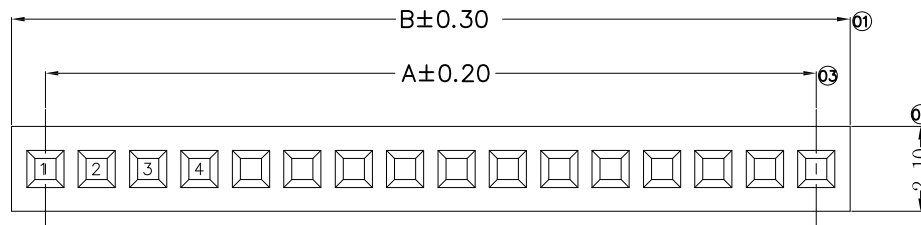
5

6

7

8

RoHS



Recommended P.C.B Layout
General Tolerance±0.05



Specifications :

- Voltage rating: 250V AC / DC
- Current rating: 1.0A AC / DC
- Withstanding voltage: 300V AC/minute
- Temperature range: -40° ~+105°
- Insulation resistance: ≥500MΩ
- Contact resistance: ≤20mΩ
- After environmental testing: ≤30mΩ
- Material(Pin) : Phosphor Bronze
- Mates With GYA 1271WV-XX-LPXXXXC-01

1271 F V X- XX - LP XX XX- 03
① ② ③ ④ ⑤ ⑥ ⑦ ⑧ ⑨

① Series No.

② Category : F-Wafer

③ Connector Type: V- 180°

④ Mounting Type: Blank-DIP

⑤ Row No.-Pin No.: XX-Single Row

⑥ Material : LP-LCP 94V-0

⑦ Plating Category:

V01-All Area G/F, under Ni-50u" Min.

V10-Contact Area Gold 10u" Min.;Solder Area G/F;

Ni 50u" Min.

SW-Matte Tin 100u" Min. Ni-50u" Min.

⑧ Color :Blank-Black color

⑨ 03-2.00/1.80

Poles	Dimensions (mm)		Poles	Dimensions (mm)	
	A	B		A	B
02	1.27	2.94	15	17.78	19.45
03	2.54	4.21	16	19.05	20.72
04	3.81	5.48	17	20.32	21.99
05	5.08	6.75	18	21.59	23.26
06	6.35	8.02	19	22.86	24.53
07	7.62	9.29	20	24.13	25.80
08	8.89	10.56	21	25.40	27.07
09	10.16	11.83	22	26.67	28.34
10	11.43	13.10	23	27.94	29.61
11	12.70	14.37	24	29.21	30.88
12	13.97	15.64	25	30.48	32.15
13	15.24	16.91			
14	16.51	18.18			

GENERAL TOLERANCE

.X ±0.35

.XX ±0.25

.XXX ±0.15

X.* ±2°

PROJECT

PROJECT

GYA
Connectors

东莞市国亚电子有限公司
Dong Guan Guo Ya Connectors co., Ltd.

APPROVAL

Yangzhengguo

CHECK

Yangzhengyi

DRAWN

Lvtiansheng

DATE

2016/08/26

PARTNO.

1271FV-XX-LPXXXX-03

TITLE

1.27mm Pin Header connectors

UNIT	SCALE	SHEET	REV	NUMBER
mm	1:1	1/1	A0	A-213

DATE

1

REV

2

ECN NO.

DESCRIPTION

3

MODIFY

4

APPROVAL

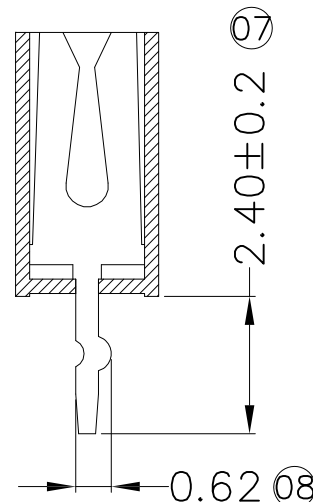
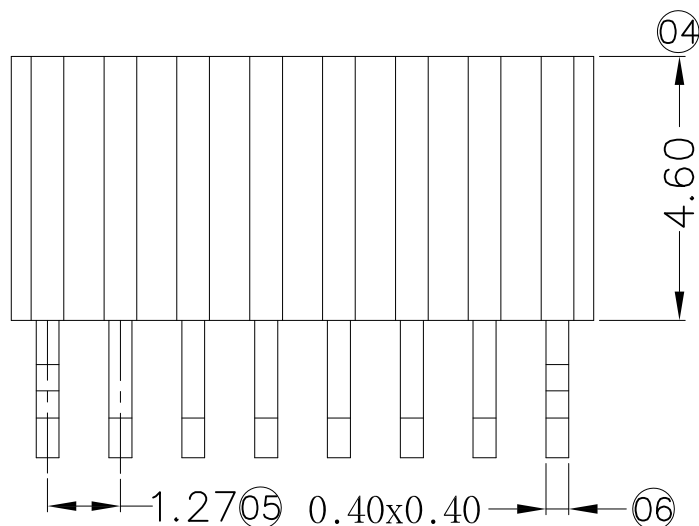
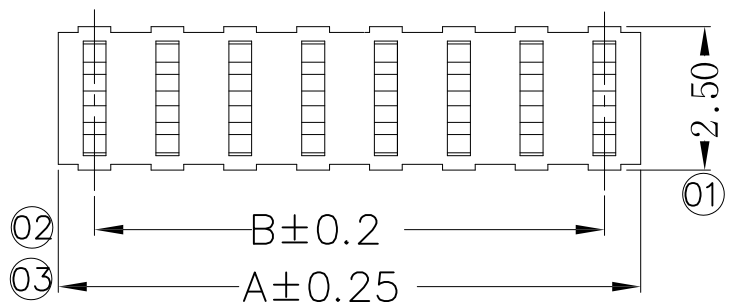
5

6

7

8

RoHS



Specifications

- Voltage rating: 250V AC / DC
- Current rating: 1A AC / DC
- Withstanding voltage: 500V AC/minute
- Temperature range: -40° ~+105°
- Insulation resistance: ≥1000MΩ
- Contact resistance: ≤20mΩ
- After environmental testing: ≤30mΩ
- Material(Terminal): Phosphor Bronze
- Mates With GYA Pin Header 1271WX

1271 F V X- XX X- 9T XX XX-02
① ② ③ ④ ⑤ ⑥ ⑦ ⑧ ⑨ ⑩

- ① Series No.
② Category : F-Female Wafer
③ Welding Board Angle : V-180°
④ Welding Way: Blank-DIP
⑤ Row No.-Pin No.: XX-Single Row
⑥ Plug the Pin & Special No. :K -With Kink
⑦ Material: 9T-PA9T UL94V-0 Black
⑧ Plating Category:
V01-Contact area Gold flash; Solder Area Gold Flash; 50u" Min. Ni Allover
V15-Contact Area 15u" Min. : Solder Area Gold Flash; 50u" Min. Ni Allover
SW-All Area Matte Tin 15u" Min.; 50u" Min. Ni Allover
⑨ Color : Blank-Black Color
⑩ 02-4.60/2.40

Poles	Dimensions(mm)		Poles	Dimensions(mm)	
	A	B		A	B
04	5.08	3.81	18	22.86	21.59
05	6.35	5.08	19	24.13	22.86
06	7.62	6.35	20	25.40	24.13
07	8.89	7.62	21	26.67	25.40
08	10.16	8.89	22	27.94	26.67
09	11.43	10.16	23	29.21	27.94
10	12.70	11.43	24	30.48	29.21
11	13.97	12.70	25	31.75	30.48
12	15.24	13.97	26	33.02	31.75
13	16.51	15.24	27	34.29	33.02
14	17.78	16.51	28	35.56	34.29
15	19.05	17.78	29	36.83	35.56
16	20.32	19.05	30	38.10	36.83
17	21.59	20.32	31	39.37	38.10

Recommended P.C.B Layout
General Tolerance±0.05

1.27
0.70

GENERAL TOLERANCE	
.X	±0.30
.XX	±0.20
.XXX	±0.10
X.*	±2°



东莞市国亚电子有限公司
Dong Guan Guo Ya Connectors co., Ltd.

APPROVAL CHECK DRAWN DATE

Yangzhengguo Yangzhengyi Lvtiansheng 2016/08/26

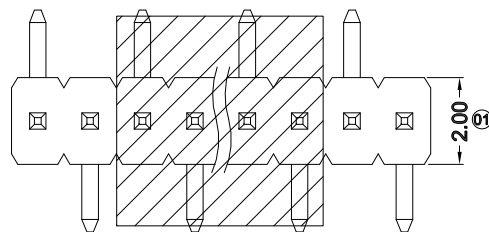
PARTNO.
1271FV-XXK-9TXXXX-02

TITLE
1.27mm Straight Female Header

UNIT	SCALE	SHEET	REV	NUMBER
mm	1:1	1/1	A0	A-013

DATE REV ECN NO. DESCRIPTION MODIFY APPROVAL

RoHS

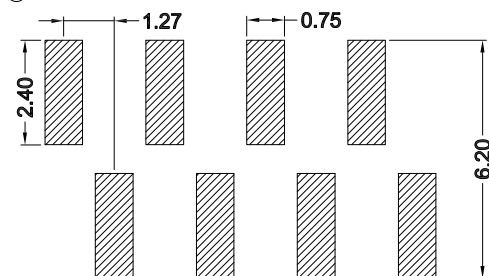
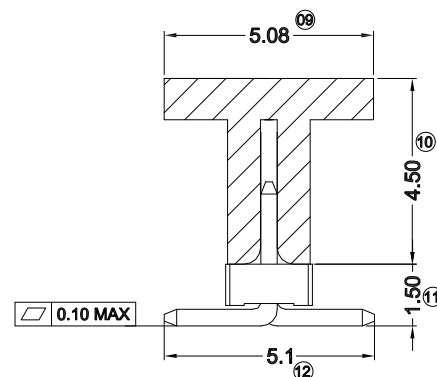
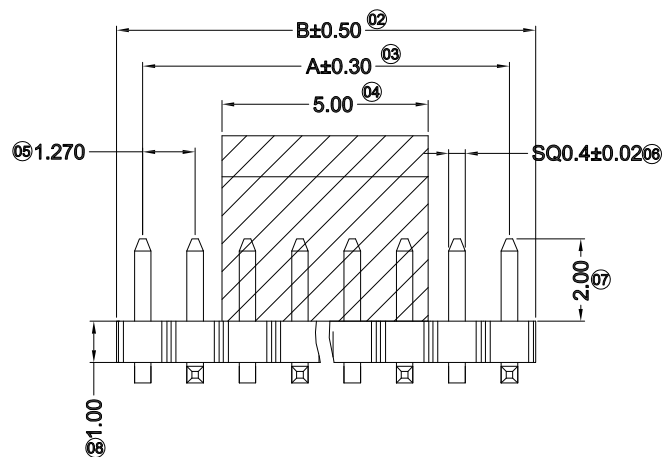


Specifications

- Voltage rating: 500V AC / DC
- Current rating: 1A AC / DC
- Withstanding voltage: 500V AC/minute
- Temperature range: $-40^{\circ} \sim +105^{\circ}$
- Insulation resistance: $\geq 1000\text{M}\Omega$
- Contact resistance: $\leq 20\text{m}\Omega$
- After environmental testing : $\leq 30\text{m}\Omega$

1271 W V SX-XX E-6T XXX XX
① ② ③ ④ ⑤ ⑥ ⑦ ⑧ ⑨

- ① Series No.
② Category : W-Wafer
③ Welding Board Angle : V-180°
④ Welding Way: S-SMT
⑤ Row No.-Pin No.: XX-03P~50P
⑥ Plug the Pin & Special No. : E-Height=1.00mm
⑦ Material: 6T -PA6T UL 94V-0
⑧ Plating Category: V01- All Gold-Plated
⑨ Color : Blank-Natural Color



Recommended P.C.B Layout
General Tolerance±0.10

Poles	Dimensions(mm)		Poles	Dimensions(mm)		Poles	Dimensions(mm)	
	A	B		A	B		A	B
01		1.27	18	21.59	22.86	35	43.18	44.45
02	1.27	2.54	19	22.86	24.13	36	44.45	45.72
03	2.54	3.81	20	24.13	25.40	37	45.72	46.99
04	3.81	5.08	21	25.40	26.67	38	46.99	48.26
05	5.08	6.35	22	26.67	27.94	39	48.26	49.53
06	6.35	7.62	23	27.94	29.21	40	49.53	50.80
07	7.62	8.89	24	29.21	30.48	41	50.80	52.07
08	8.89	10.16	25	30.48	31.75	42	52.07	53.34
09	10.16	11.43	26	31.75	33.02	43	53.34	54.61
10	11.43	12.70	27	33.02	34.29	44	54.61	55.88
11	12.70	13.97	28	34.29	35.56	45	55.88	57.15
12	13.97	15.24	29	35.56	36.83	46	57.15	58.42
13	15.24	16.51	30	36.83	38.10	47	58.42	59.69
14	16.51	17.78	31	38.10	39.37	48	59.69	60.96
15	17.78	19.05	32	39.37	40.64	49	60.96	62.23
16	19.05	20.32	33	40.64	41.91	50	62.23	63.50
17	20.32	21.59	34	41.91	43.18			

GENERAL TOLERANCE

.X ±0.30

.XX ±0.20

.XXX ±0.10

X° ±2°

PROJECT

Yangzhengguo

Yangzhengyi

Lvtiansheng



东莞市国亚电子有限公司
Dong Guan Guo Ya Connectors co., Ltd.

APPROVAL

CHECK

DRAWN

DATE

Yangzhengguo

Yangzhengyi

Lvtiansheng

2016/08/26

PART NO.

1271WVSX-XXE-6TXXX

TITLE

1.27 mm Crimp Style Connectors

UNIT

SCALE

SHEET

REV

NUMBER

mm

1:1

1/1

A0

A-195

DATE

1

REV

ECN NO

2

DESCRIPTION

3

MODIFY

4

APPROVAL

5

APPROVAL

CHECK

DRAWN

DATE

Yangzhengguo

Yangzhengyi

Lvtiansheng

2016/08/26

PART NO.

1271WVSX-XXE-6TXXX

TITLE

1.27 mm Crimp Style Connectors

UNIT

SCALE

SHEET

REV

NUMBER

mm

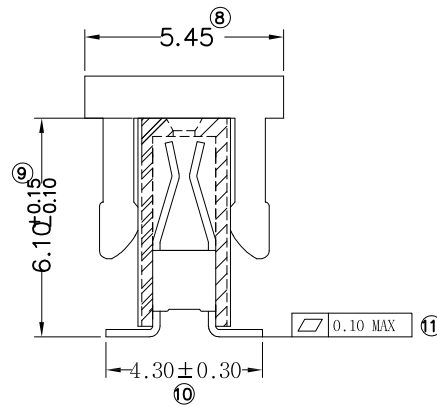
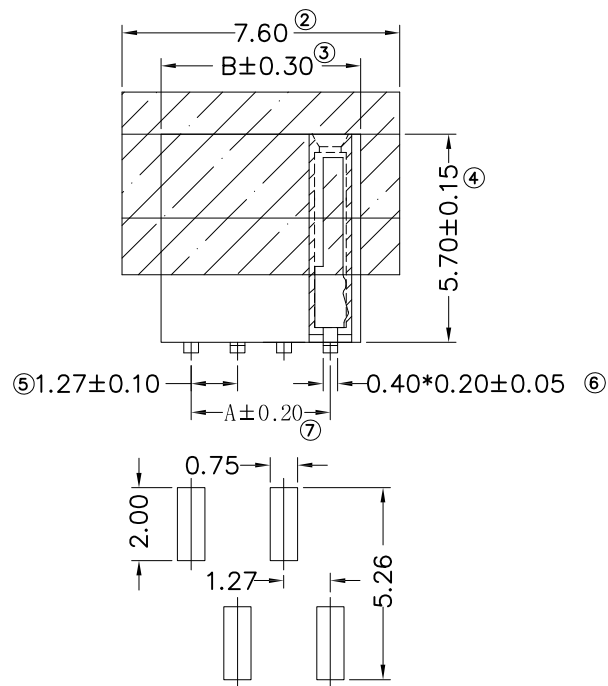
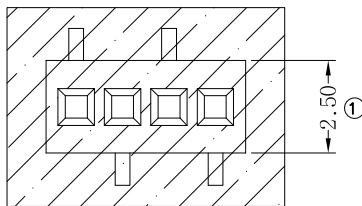
1:1

1/1

A0

A-195

RoHS



Specifications

- Voltage rating: 250V AC / DC
- Current rating: 1A AC / DC
- Withstanding voltage: 500V AC/minute
- Temperature range: -40° ~+105°
- Insulation resistance: ≥500MΩ
- Contact resistance: ≤20mΩ
- After environmental testing: ≤30mΩ


1271 F V S-XX XX- 6T V01 XX
① ②③④⑤ ⑥ ⑦ ⑧ ⑨

- ① Series No.
- ② Category : F-Female
- ③ Welding Board Angle: V- Straight 180°
- ④ Welding Way: S-SMT
- ⑤ Row No.-Pin No.: XX-01P~50P
- ⑥ Special No
- ⑦ Material: 6T-PA6T 94V-0 ;
- ⑧ Planting Category: V01-Gold Flash ;
- ⑨ Color: Blank-Natural Color

Poles	Dimensions(mm)		Poles	Dimensions(mm)		Poles	Dimensions(mm)	
	A	B		A	B		A	B
01		1.27	18	21.59	22.86	35	43.18	44.45
02	1.27	2.54	19	22.86	24.13	36	44.45	45.72
03	2.54	3.81	20	24.13	25.40	37	45.72	46.99
04	3.81	5.08	21	25.40	26.67	38	46.99	48.26
05	5.08	6.35	22	26.67	27.94	39	48.26	49.53
06	6.35	7.62	23	27.94	29.21	40	49.53	50.80
07	7.62	8.89	24	29.21	30.48	41	50.80	52.07
08	8.89	10.16	25	30.48	31.75	42	52.07	53.34
09	10.16	11.43	26	31.75	33.02	43	53.34	54.61
10	11.43	12.70	27	33.02	34.29	44	54.61	55.88
11	12.70	13.97	28	34.29	35.56	45	55.88	57.15
12	13.97	15.24	29	35.56	36.83	46	57.15	58.42
13	15.24	16.51	30	36.83	38.10	47	58.42	59.69
14	16.51	17.78	31	38.10	39.37	48	59.69	60.96
15	17.78	19.05	32	39.37	40.64	49	60.96	62.23
16	19.05	20.32	33	40.64	41.91	50	62.23	63.50
17	20.32	21.59	34	41.91	43.18			

Recommended P.C.B Layout
General Tolerance±0.10

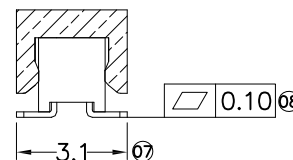
1271FVS-XX-6TV01	Nylon 6T UL 94V-0	Brass	Gold-Flash	1271W
PART NO	Material	Material(Terminal)	Finish(Terminal)	Mates With GYA Pin Header

						GENERAL TOLERANCE		<div><div>GYA</div><div>Connectors</div></div> 东莞市国亚电子有限公司 Dong Guan Guo Ya Connectors co., ltd.				PARTNO. 1271FVS-XX-6TV01				
						.X	±0.30					TITLE 1.27 mm Crimp Style Connectors				
						.XX	±0.20									
						.XXX	±0.10									
						X.*	±2°	APPROVAL	CHECK	DRAWN	DATE	UNIT	SCALE	SHEET	REV	NUMBER
DATE	REV	ECN NO	DESCRIPTION	MODIFY	APPROVAL	PROJECT 		Yangzhengguo	Yangzhengyi	Lvtiansheng	2016/08/26	mm	1:1	1/1	A0	A-012

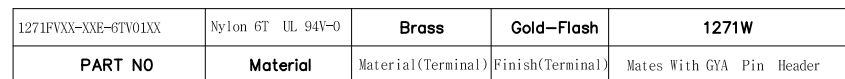


- Voltage rating: 500V AC / DC
- Current rating: 1A AC / DC
- Withstanding voltage: 1000V AC/minute
- Temperature range: $-40^{\circ} \sim +105^{\circ}$
- Insulation resistance: $\geq 500\text{M}\Omega$
- Contact resistance: $\leq 20\text{m}\Omega$
- After environmental testing: $\leq 30\text{m}\Omega$

- ① Series No.
- ② Category: F—Female
- ③ Welding Board Angle: V— Straight 180°
- ④ Welding Way: SA—SMT A Type,
SB—SMT B Type
- ⑤ Row No.—Pin No.: XX—01P~50P
- ⑥ Special No E—Height=2.00mm
- ⑦ Material : 6T—PA6T 94V—0;
- ⑧ Planting Category: V01—Gold Flash ;
- ⑨ Color: Blank—Natural Color
BK—Black



Poles	Dimensions(mm)		Poles	Dimensions(mm)		Poles	Dimensions(mm)	
	A	B		A	B		A	B
02	1.27	3.04	19	22.86	24.63	36	44.45	46.22
03	2.54	4.31	20	24.13	25.90	37	45.72	47.49
04	3.81	5.58	21	25.40	27.17	38	46.99	48.76
05	5.08	6.85	22	26.67	28.44	39	48.26	50.03
06	6.35	8.12	23	27.94	29.71	40	49.53	51.30
07	7.62	9.39	24	29.21	30.98	41	50.80	52.57
08	8.89	10.66	25	30.48	32.25	42	52.07	53.84
09	10.16	11.93	26	31.75	33.52	43	53.34	55.11
10	11.43	13.20	27	33.02	34.79	44	54.61	56.38
11	12.70	14.47	28	34.29	36.06	45	55.88	57.65
12	13.97	15.74	29	35.56	37.33	46	57.15	58.92
13	15.24	17.01	30	36.83	38.60	47	58.42	60.19
14	16.51	18.28	31	38.10	39.87	48	59.69	61.46
15	17.78	19.55	32	39.37	41.14	49	60.96	62.73
16	19.05	20.82	33	40.64	42.41	50	62.23	64.00
17	20.32	22.09	34	41.91	43.68			
18	21.59	23.36	35	43.18	44.95			



						<div><div>GENERAL TOLERANCE</div><div><div>.X ±0.30</div><div>.XX ±0.20</div><div>.XXX ±0.10</div><div>X.* ±2°</div></div></div> <div><div><div>GYA</div><div>Connectors</div></div><div>东莞市国亚电子有限公司 Dong Guan Guo Ya Connectors co., ltd.</div></div> <div><div>APPROVAL</div><div>CHECK</div><div>DRAWN</div><div>DATE</div></div>				<div>PARTNO.</div> <div>1271FVXX-XXE-6TV01XX</div>				
						<div><div>PROJECT</div><div><div><div><div></div></div><div><div></div></div></div></div></div> <div>Yangzhengguo</div> <div>Yangzhengyi</div> <div>Lvtiansheng</div> <div>2016/08/26</div>				<div>TITLE</div> <div>1.27 mm Crimp Style Connectors</div>				
										UNIT	SCALE	SHEET	REV	NUMBER
DATE	REV	ECN NO	DESCRIPTION	MODIFY	APPROVAL					mm	1:1	1/1	A0	A-195

UNIT	SCALE	SHEET	REV	NUMBER
mm	1:1	1/1	A0	A-195

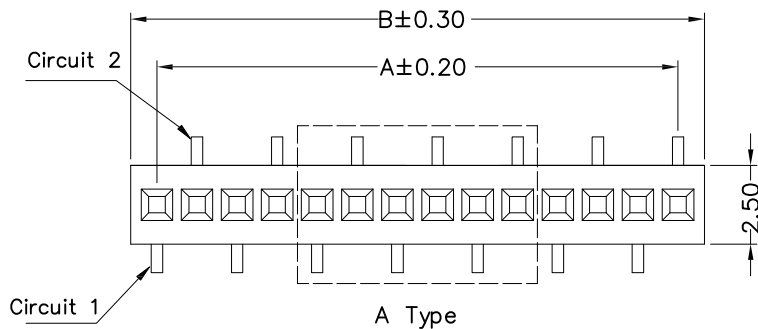
GYA
Connectors

东莞市国亚电子有限公司
Dong Guan Guo Ya Connectors co., ltd

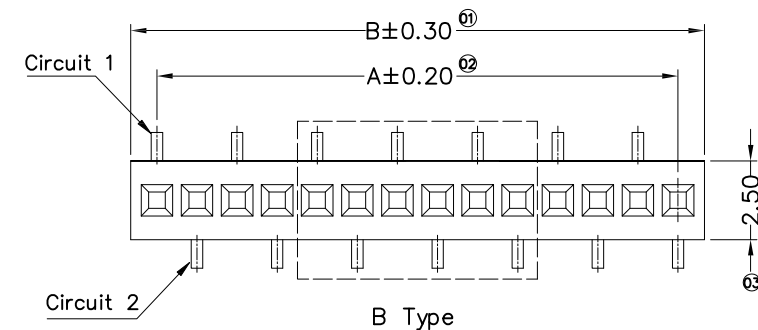
APPROVAL	CHECK	DRAWN	DATE
----------	-------	-------	------

Yangzhengguo	Yangzhengyi	Lydieneheng	2016/08/26
--------------	-------------	-------------	------------

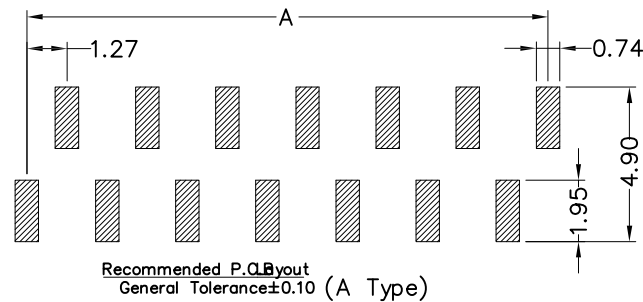
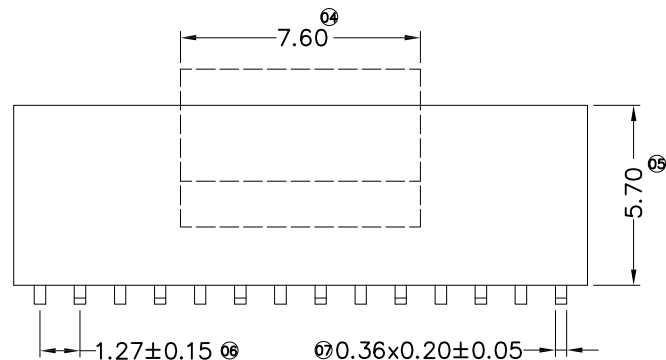
RoHS



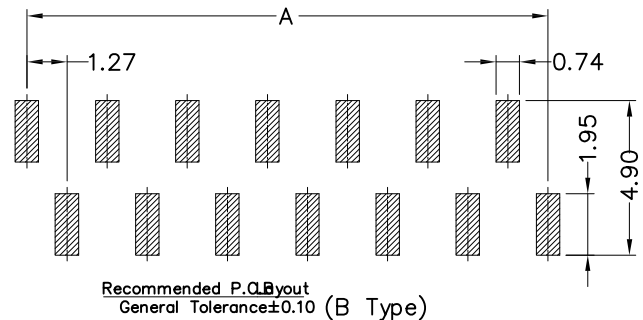
A Type



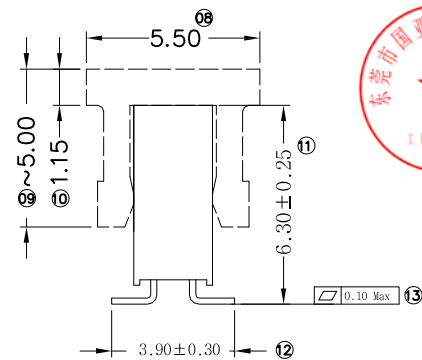
B Type



Recommended P.Q.B layout
General Tolerance±0.10 (A Type)



Recommended P.Q.B layout
General Tolerance±0.10 (B Type)



Specifications

- Voltage rating: 500V AC / DC
- Current rating: 1A AC / DC
- Withstanding voltage: 500V AC/minute
- Temperature range: -40° ~+105°
- Insulation resistance: ≥500MΩ
- Contact resistance: ≤20mΩ
- After environmental testing : ≤30mΩ

- Material(Terminal): Phosphor Bronze
- Mates With GYA Pin Header: 1271W

1271 F V SX-XX D-6T V01 BK
① ② ③ ④ ⑤ ⑥ ⑦ ⑧ ⑨

- ① Series No.
- ② Category : F-Female Wafer
- ③ Welding Board Angle : V-180°
- ④ Welding Way: SA-SMT A Type
SB-SMT B Type
- ⑤ Row No.-Pin No.: XX-Single Row
- ⑥ Special No. : D-Plastic Height=2.50mm
- ⑦ Material: 6T-PA6T 94V-0
- ⑧ Plating Category: V01-Gold Flash
- ⑨ Color : Bk-Black Color

Poles	Dimensions(mm)		Poles	Dimensions(mm)	
	A	B		A	B
02	1.27	2.94	16	19.05	20.72
03	2.54	4.21	17	20.32	21.99
04	3.81	5.48	18	21.59	23.26
05	5.08	6.75	19	22.86	24.53
06	6.35	8.02	20	24.13	25.80
07	7.62	9.29	21	25.40	27.07
08	8.89	10.56	22	26.67	28.34
09	10.16	11.83	23	27.94	29.61
10	11.43	13.10	24	29.21	30.88
11	12.70	14.37	25	30.48	32.15
12	13.97	15.64	26	31.75	33.42
13	15.24	16.91	27	33.02	34.69
14	16.51	18.18	28	34.29	35.96
15	17.78	19.45	29	35.56	37.23

GENERAL TOLERANCE

.X ±0.30

.XX ±0.20

.XXX ±0.10

X.* ±2°

PROJECT

Yangzhengguo

GYA
Connectors

东莞市国亚电子有限公司

Dong Guan Guo Ya Connectors co., Ltd.

APPROVAL

CHECK

DRAWN

DATE

Yangzhengguo

Yangzhengyi

Lvtiansheng

2016/08/26

PARTNO.

1271FVSX-XXD-6TV01BK

TITLE

1.27mm Female Header Style Connector

UNIT	SCALE	SHEET	REV	NUMBER
mm	1:1	1/1	A0	A-213